

Mass Flow Meter AIC 400 NEMO

- Mass flow meter for demanding fuel applications
- Diesel consumption fuel flow meter for engines up to 3000 l/h (793 gph) or engines up to 4000 KW (11000 HP)
- Simple and easy to install and to integrate into your control system
- Minimal total cost of ownership and ultra-compact footprint for standard applications




Compact mass flowmeter with efficient cost of ownership for basic applications with integrated PT 1000 sensor. Carbon Steel housing with threaded ends ISO 228-1 for up to 16 bar _ 232 psi and 100°C_ 212°F. These flowmeters are specially designed for large engines (Skid, Genset, Locomotives& Marine). Suitable for fluids according to ISO 8217-2012 standard. Fuel light, medium, heavy, fuel blends, Naphtha, AdBlue, hydraulic oils, Lubricating oils.



Applications:

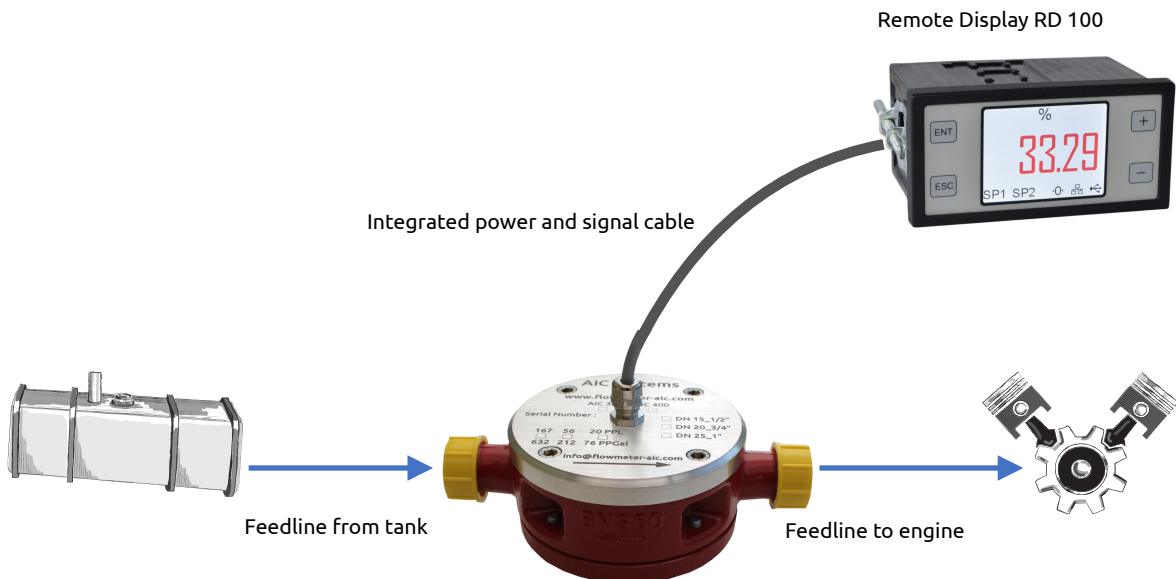
- Oil industry
- Railway
- Generators
- Large construction and demolition machines
- Boats
- Skids builder



Features and benefits:

- High precision and quality with a competitive price
- Mechanical meter of proven technology since more than 40 years
- AIC flow meters work on all fuel injection types including engines with fuel injection of latest generations.

System Setup



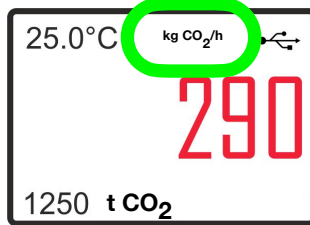
Remote Display RD 100

The Remote Display RD 100 displays and logs in combination with the AIC 400 NEMO the mass flow and temperature, as well calculates the CO2 emissions.

Flush control cabinet installation and all measured values are logged in CSV format via USB A port on the back side.

Mass calculation according DIN 51757 is implemented for the AIC 400 NEMO.

Please choose the M12 option you need a defined coupling



Date:	Time:	Current Consumption:	Temperature:	Total Consumption:	Q Consumption:	Speed:	Q Speed:	ODO
22.8.19	07:27:09	149.6 l/h	40.5 °C	25023.7 l	148.6 l/h	2 km/h	1.7 km/h	11234 km
22.8.19	07:27:11	149.2 l/h	40.5 °C	25023.7 l	148.6 l/h	2 km/h	1.7 km/h	11234 km
22.8.19	07:27:13	148 l/h	40.5 °C	25023.8 l	148.6 l/h	3 km/h	1.7 km/h	11234 km
22.8.19	07:27:15	148.5 l/h	40.5 °C	25023.9 l	148.6 l/h	4 km/h	1.7 km/h	11234 km
22.8.19	07:27:17	148 l/h	40.5 °C	25024 l	148.6 l/h	6 km/h	1.7 km/h	11234 km
22.8.19	07:27:19	148.1 l/h	40.5 °C	25024.1 l	148.6 l/h	8 km/h	1.7 km/h	11234 km
22.8.19	07:27:21	147.9 l/h	40.5 °C	25024.2 l	148.6 l/h	10 km/h	1.7 km/h	11234 km
22.8.19	07:27:23	145.9 l/h	40.5 °C	25024.2 l	148.6 l/h	12 km/h	1.7 km/h	11234 km
22.8.19	07:27:27	145.9 l/h	40.5 °C	25024.2 l	148.6 l/h	10 km/h	1.7 km/h	11234 km
22.8.19	07:27:29	145.9 l/h	40.5 °C	25024.3 l	148.6 l/h	10 km/h	1.7 km/h	11234 km
22.8.19	07:27:31	147.6 l/h	40.5 °C	25024.3 l	148.6 l/h	10 km/h	1.7 km/h	11234 km
22.8.19	07:27:33	150.2 l/h	40.5 °C	25024.7 l	148.6 l/h	10 km/h	1.7 km/h	11234 km
22.8.19	07:27:35	149.5 l/h	40.5 °C	25024.7 l	148.6 l/h	10 km/h	1.7 km/h	11234 km
22.8.19	07:27:37	147.6 l/h	40.5 °C	25024.8 l	148.6 l/h	10 km/h	1.7 km/h	11234 km
22.8.19	07:27:38	146.6 l/h	40.5 °C	25024.8 l	148.6 l/h	10 km/h	1.7 km/h	11234 km
22.8.19	07:27:41	148 l/h	40.4 °C	25025 l	148.6 l/h	10 km/h	1.7 km/h	11234 km
22.8.19	07:27:43	145.2 l/h	40.4 °C	25025.1 l	148.6 l/h	10 km/h	1.7 km/h	11234 km

- Improved fluid management implemented
- Instantaneous mass flow indication in kg or lbs
- Indicating the real time CO2 exhaustion
- Reading in Metric or US unit

Technical data

Model		415	420	425
DN (Inside diameter)	mm (in)	15 (1/2)	20 (3/4)	25 (1)
Measuring range	l/h (gph)	10 ... 600 (2.5 ... 160)	30...1500 (7.5 400)	75...3000 (20 ... 800)
App.starting flow rate	l/h (gph)	4 (1.05)	12 (3.2)	30 (7.9)
Accuracy		Better 1 %		
Repeatability		Better 0.2 %		
Admissible pressure	bar/psi	-1 to 16 / -14 to 232		
Operating temperature	C°/F°	-30 ... 100 / -22 ... 212		
Power supply		8 - 28 VDC		
Pulse signal		Square pulse, 50 % duty cycle		
Pulse rate	ppl ppgal	167 632	56 212	20 76

Process connections

Threated ends are according to ISO 228-1;
Optional: NPT or hose nipples

All informations are subject to change.



AIC SYSTEMS AG
Ringstrasse 9
4123 Allschwil
Switzerland
T +41 61 481 84 39
info@flowmeter-aic.com